



Kirby Morgan Dive Systems, Inc.®

425 Garden Street, Santa Barbara, California 93101

Phone: 805/965-8538 Fax: 805/966-5761

www.KMDSI.com e-mail: info@KMDSI.com

REVISED, please see revision to this notice, change to product bulletin #2 of 1995

Caution Notice 1 of 1987:

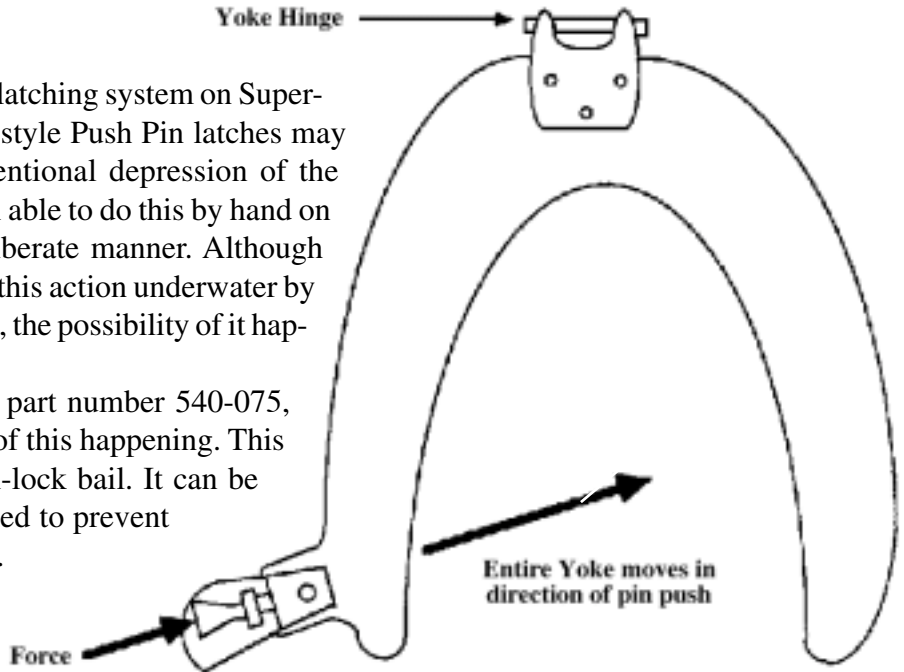
SL 17 A/B & MK 21 Neck clamp June 10, 1987

Subject: SuperLite 17 A/B Yoke Systems - Old Style catch

There is a possibility that the yoke latching system on Super-Lite 17 A/B Helmets with the old style Push Pin latches may become disengaged by the unintentional depression of the plunger lock. In tests we have been able to do this by hand on a workbench when done in a deliberate manner. Although we have not been able to duplicate this action underwater by movements of the diver's shoulders, the possibility of it happening may exist.

We recommend that a Safety Pin, part number 540-075, be used to prevent any possibility of this happening. This pin is inserted just below the cam-lock bail. It can be used with or without a cord attached to prevent the loss of the pin when not in use.

NOTE: The old Push Pin Latch Catch referred to in this notice is no longer available from KMDSI, nor are replacement parts. It has been replaced by the Pull Pin Latch Catch # 505-010. We recommend that you upgrade your old Push Pin latch to this new Pull Pin type.



Older Push Pin Catch



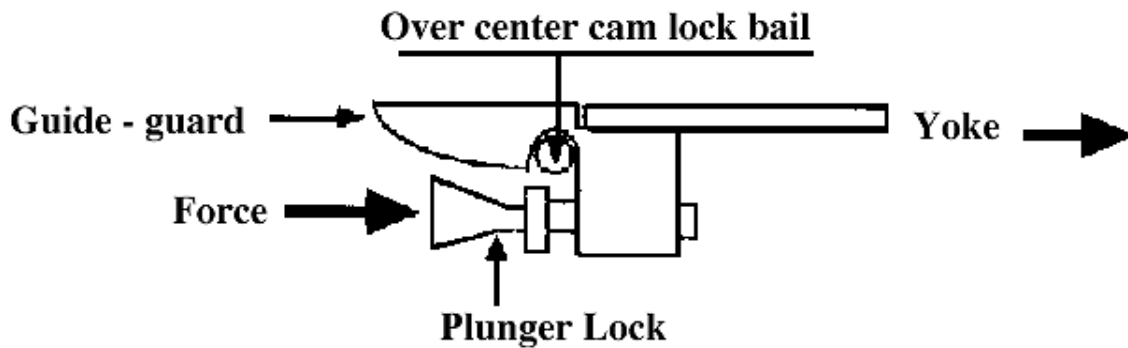
New Pull Pin Catch w/ Safety Pin

Kirby Morgan Dive Systems, Inc.®

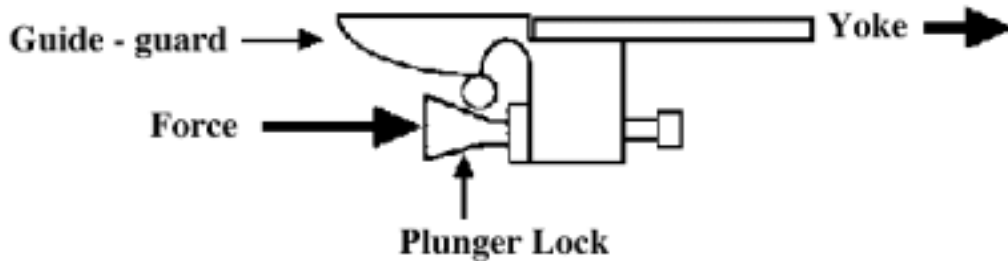
425 Garden Street, Santa Barbara, California 93101

Phone: 805/965-8538 Fax: 805/966-5761

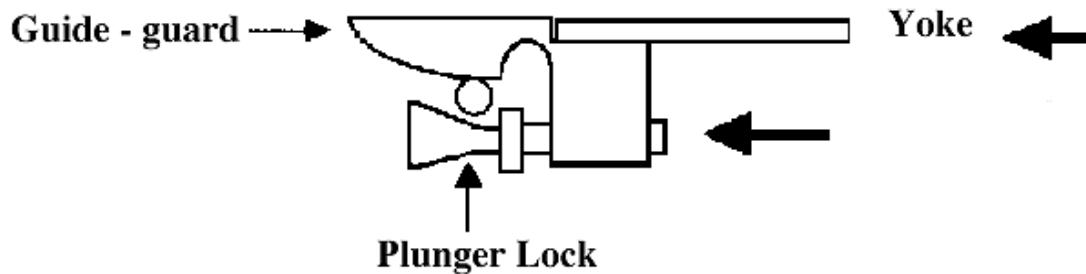
www.KMDSI.com e-mail: info@KMDSI.com



Pushing hard on the plunger lock moves the entire yoke in the direction of the push.



The Bail of the over center cam handle comes out of the yoke groove with the movement of the yoke.



Plunger Lock returns to normal position.
Bail is now in the unlocked position.



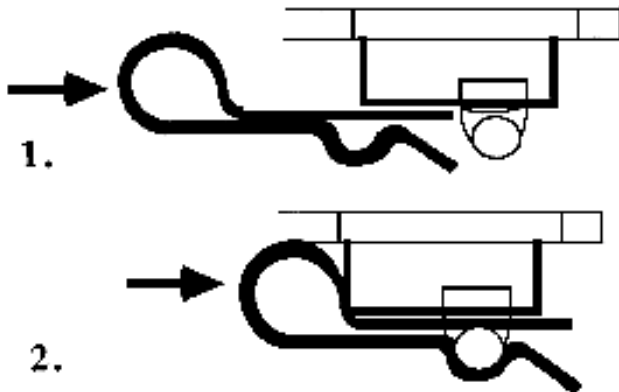
Kirby Morgan Dive Systems, Inc.®

425 Garden Street, Santa Barbara, California 93101

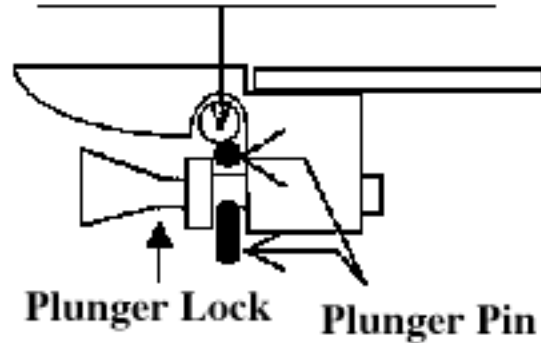
Phone: 805/965-8538 Fax: 805/966-5761

www.KMDSI.com e-mail: info@KMDSI.com

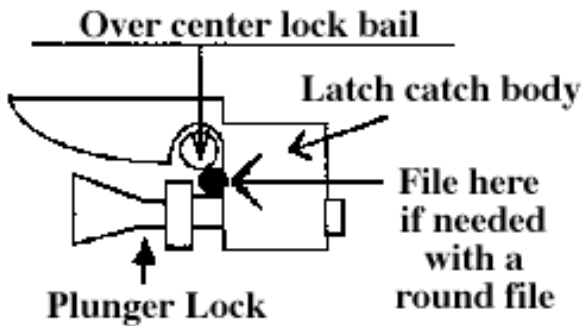
Side View



Over center cam lock bail



Installing the Plunger Pin prevents the latch catch from coming unlocked accidentally



It may be necessary to use a round file on the latch catch body to make clearance for the pin.