



Kirby Morgan Dive Systems, Inc.®

1430 Jason Way Santa Maria, California 93455

Phone: 805/928-7772 Fax: 805/928-0342

www.KirbyMorgan.com email: kmddsi@KirbyMorgan.com

Part #525-780 KM Diamond Exhaust Rebuild Kit

| PART # | DESCRIPTION | QTY | PART # | DESCRIPTION | QTY |
|---------|--|-----|---------|---|-----|
| 510-017 | O-ring | 1 | 510-405 | Second Stage Diamond Diaphragm Assembly | 1 |
| 510-019 | O-ring | 1 | 510-696 | Exhaust Valve | 1 |
| 510-023 | Second Stage O-ring Seal | 1 | 510-779 | Puck Exhaust Valve | 1 |
| 510-026 | O-ring | 1 | 535-400 | Second Stage Diaphragm Spring | 1 |
| 510-127 | O-ring | 2 | 910-103 | O-ring, Inner Ring, Exhaust | 1 |
| 510-128 | O-ring | 1 | | | |
| 510-404 | First Stage Diamond Diaphragm Assembly | 1 | | | |

***See next page for O-ring Identification**

O-rings should be lightly lubricated with food grade silicone Dow Corning® 111 or equivalent in accordance with the operations and maintenance manual. Christo-Lube® may also be used. At a minimum, all helmet or BandMask® O-rings should be replaced at least once a year in accordance with the A2.1 checklist for the helmet or mask being inspected. During daily and monthly maintenance, O-rings and valves may be reused providing no damage or deformation is found. O-rings and valves may require replacement more often than yearly if the helmet or mask use is extreme, or if the helmet or mask is used in waters containing oil or chemical contamination. Daily cleaning and inspections as well as performing the monthly inspection (A2.2 checklist) will identify the need more accurately than simply placing a number of hours between overhaul. Store spare O-rings, valves and soft goods in a cool, dark, dry place. Avoid prolonged exposure to temperatures above 90 degrees Fahrenheit and/or exposure to ultra violet rays. Do not lubricate exhaust valves. Lubricating valves can cause dirt to stick, allowing leakage.

⚠ CAUTION

Use only KMDSI original replacement parts. The use of other manufacturers' parts will interfere with the performance characteristics of your life support equipment and may jeopardize your safety. Additionally, any substitutions will void any warranties offered by KMDSI. When ordering spares, always insist on Kirby Morgan Genuine Parts.



Kirby Morgan Dive Systems, Inc.®

1430 Jason Way Santa Maria, California 93455


Phone: 805/928-7772 Fax: 805/928-0342

www.KirbyMorgan.com email: kmdsi@KirbyMorgan.com



510-017

1. Surface Bypass Valve Assembly Adapter Nipple (Qty. 1)




510-026

1. Valve Seat Insert-8 (Qty. 1)




510-019

1. Remote Exhaust Main Body Assembly (Qty. 1)




510-127

1. Diamond Exhaust Assembly (Qty. 2)



510-023

1. Valve Seat Insert-8 (Qty. 1)



510-128

1. Diamond Exhaust Assembly Control Knob (Qty. 1)



910-103

1. Puck Seat Insert (Qty. 1)

